Thermostat Part Number Key/Variation Chart

Our Designation of Type-Code **X I II * III IV V VI – Open/Close**

- **X=** Type No., Basic Models
- **I=** Electrical Rating & Contact Point
- **II=** Switch Action on Temperature Rise
- ***=** Body Material (Automatic Only: 1.Phenolic 2.Ceramic)
- **III=** Sensing Cap
- **IV +V=** Terminals
- **VI=** Bracket, Mounting Arrangement

I

N	AC 120V/AC 240V 15A/10A	: Standard Contact Point
S	AC 120V/AC 250V 6A/3A	: For Short Body
P	AC 120V/DC6-42V 10m-200mA	: Cross-Bar Contact Point Gold, Microcurrent

II

1	Open on rise (operation type A)
3	Close on rise (operation type B)

III

0, T, W	Aluminum
S	Brass
3, R, V, A, 8	Stainless Steel
3, R, T, V, W, A	Fits w/Bracket #... (see Sec. VI)
0, 8	Open Cap
T, V	Closed Cap without Bracket
S (Stud Mount)	Screw Threads (6-32, 8-32UNC)
R	Tube Mounting

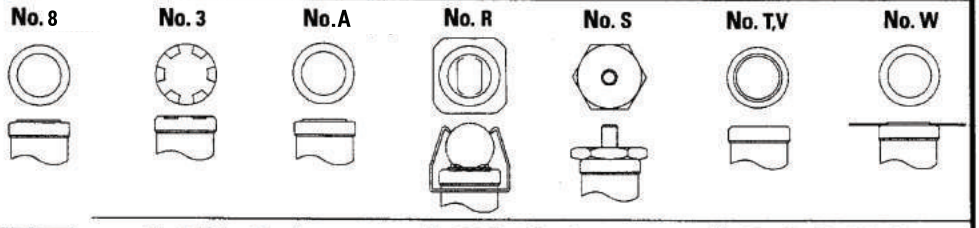

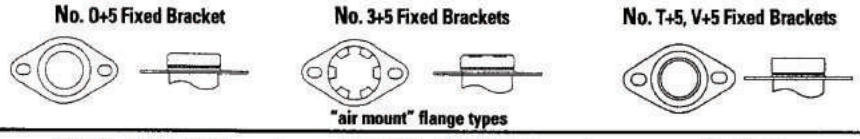

IV / V

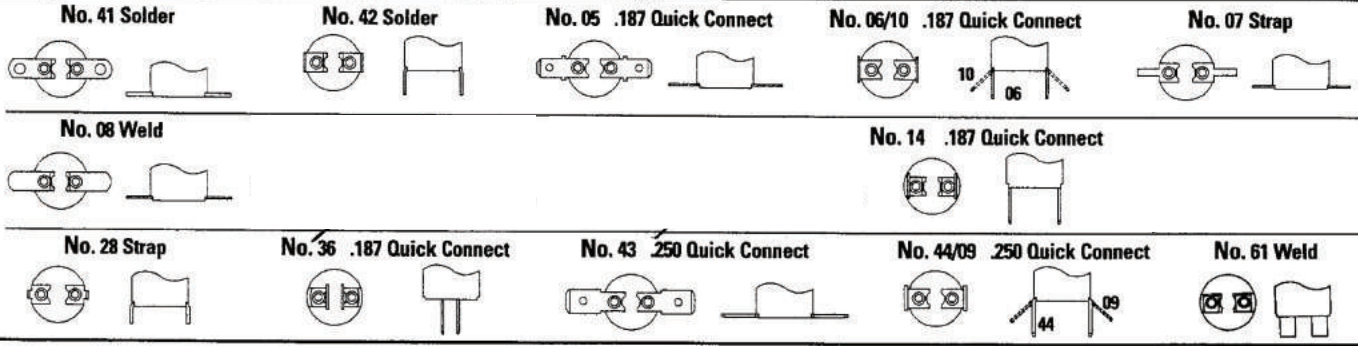

VI

0	No Bracket
B, H, E	Fixed Bracket
2, 3, 4	Loose Bracket
E	Pipe/Tube Mounting

No. 2 **No. 3** **No. 4** **No. B** (Fixed with Cap A) **No. H** (Fixed with Cap W)

Surface Mount Type Brackets

Pipe Mount

No. E (Fixed with Cap R)

Dimensions: Automatic Reset

Type 03, 52, 54

(Fixed Bracket) (Flange Bracket)

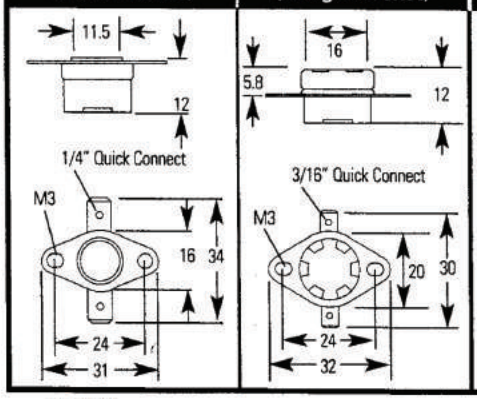

Type 50, 09

(Clip-on)

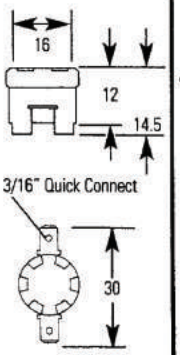

Type 10, 11

(Loose Bracket)

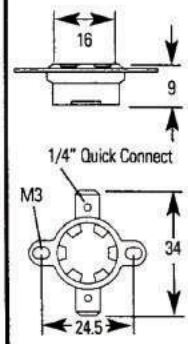

Dimensions: Manual Reset

Type 05

(Flange Bracket)

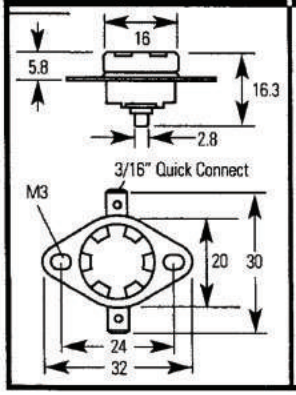

Type 24

(Loose Bracket)

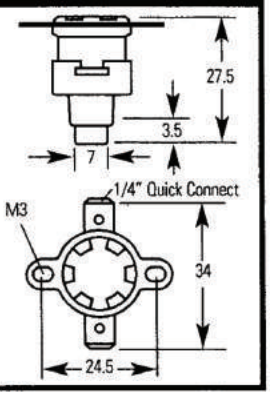

NGT CONTROLS, INC.